

Daily Market Watch

Office of Regional Economic Integration

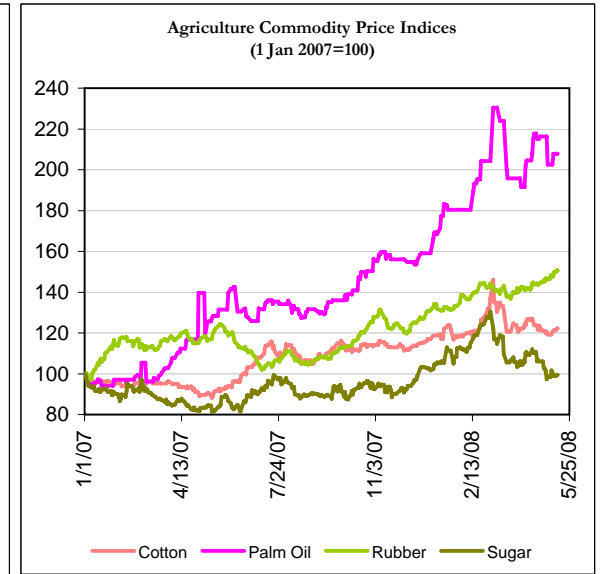
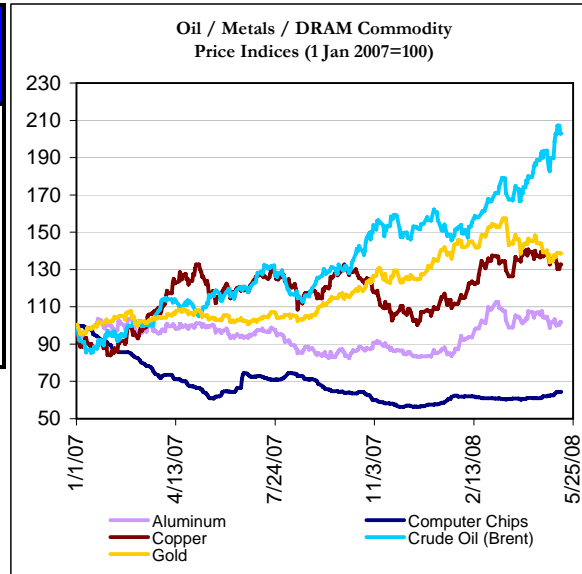
13/May/08 7:30 Manila

COMMODITY PRICES

	Unit	Latest Closing	% change from Previous Day	% change from 1-Jan-07
Aluminum	US\$/metric ton	3028.50	2.98	6.98
Computer Chips	DRAMeXchange benchmark index	2823.91	0.80	-38.98
Copper	US\$/metric ton	8664.00	1.81	37.35
Cotton	US cents/pound	75.70	1.07	23.79
Brent Oil	US\$/barrel	113.54	13.29	88.82
Gold	US\$/troy oz	917.09	0.02	44.02
Palm Oil ¹	US\$/tonne	1290.00	11.21	117.72
Rubber ²	US\$/tonne	287.00	1.30	43.79
Sugar	US cents/lb	14.15	6.95	10.55

¹Latest closing price from 8 May 2008

²Singapore Commodity Exchange, No. 1 Rubber Smoked Sheets, 1st contract



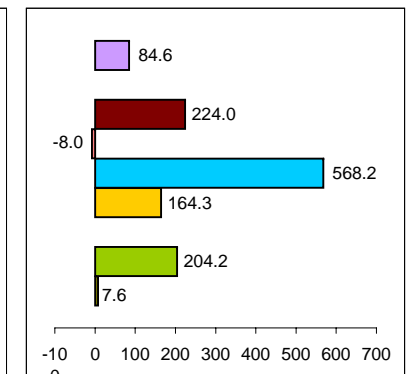
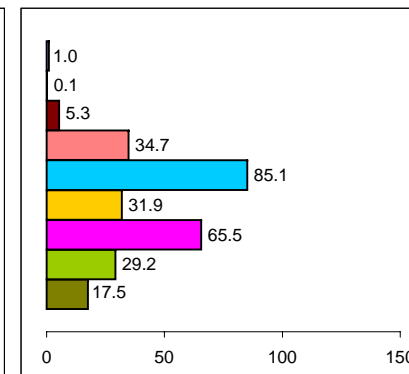
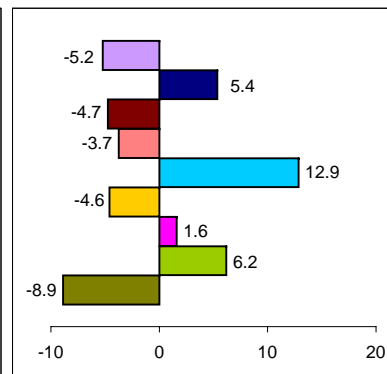
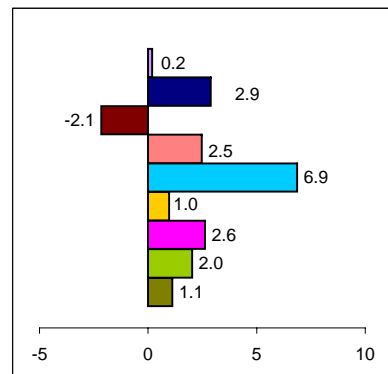
One-Week Change

One-Month Change

One-Year Change

Change Since End-June 1997

- aluminum
- computer chips
- copper
- cotton
- brent oil
- gold
- palm oil
- rubber
- sugar



Source: Based on data from Bloomberg.