# CURRENCIES

5 August 2022, 8:30 AM Manila

| | Latest Closing | % change from Previous Day | % change from 03-Jan-22 |
|---|---|---|---|
| Euro | 0.98 | 0.79 | -9.30 |
| Japanese yen (JPY) | 132.89 | 0.73 | -13.22 |
| Bangladeshi taka (BDT) | 94.69 | 0.03 | -9.45 |
| Brunei dollar (BND) | 1.38 | 0.33 | -1.74 |
| Chinese yuan (CNY) | 6.75 | 0.13 | -5.83 |
| Hong Kong dollar (HKD) | 7.85 | 0.00 | -0.66 |
| Indian rupee (INR) | 79.47 | -0.39 | -6.56 |
| Indonesian rupiah (IDR) | 14,933.00 | -0.13 | -4.47 |
| Korean won (KRW) | 1,310.15 | 0.03 | -9.03 |
| Malaysian ringgit (MYR) | 4.46 | -0.01 | -6.39 |
| Pakistan rupee (PKR) | 237.30 | 0.00 | -25.49 |
| Philippine peso (PHP) | 55.62 | 0.22 | -8.30 |
| Singapore dollar (SGD) | 1.38 | 0.33 | -1.63 |
| Sri Lanka rupee (LKR) | 361.06 | -0.01 | -44.00 |
| Taipei,China NT dollar (TWD) | 30.00 | -0.02 | -7.94 |
| Thai baht (THB) | 36.03 | 0.69 | -7.29 |
| Vietnamese dong (VND) | 23,388.00 | 0.01 | -2.54 |

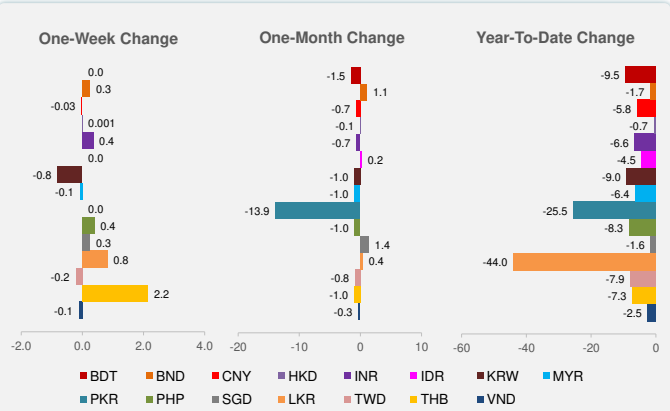


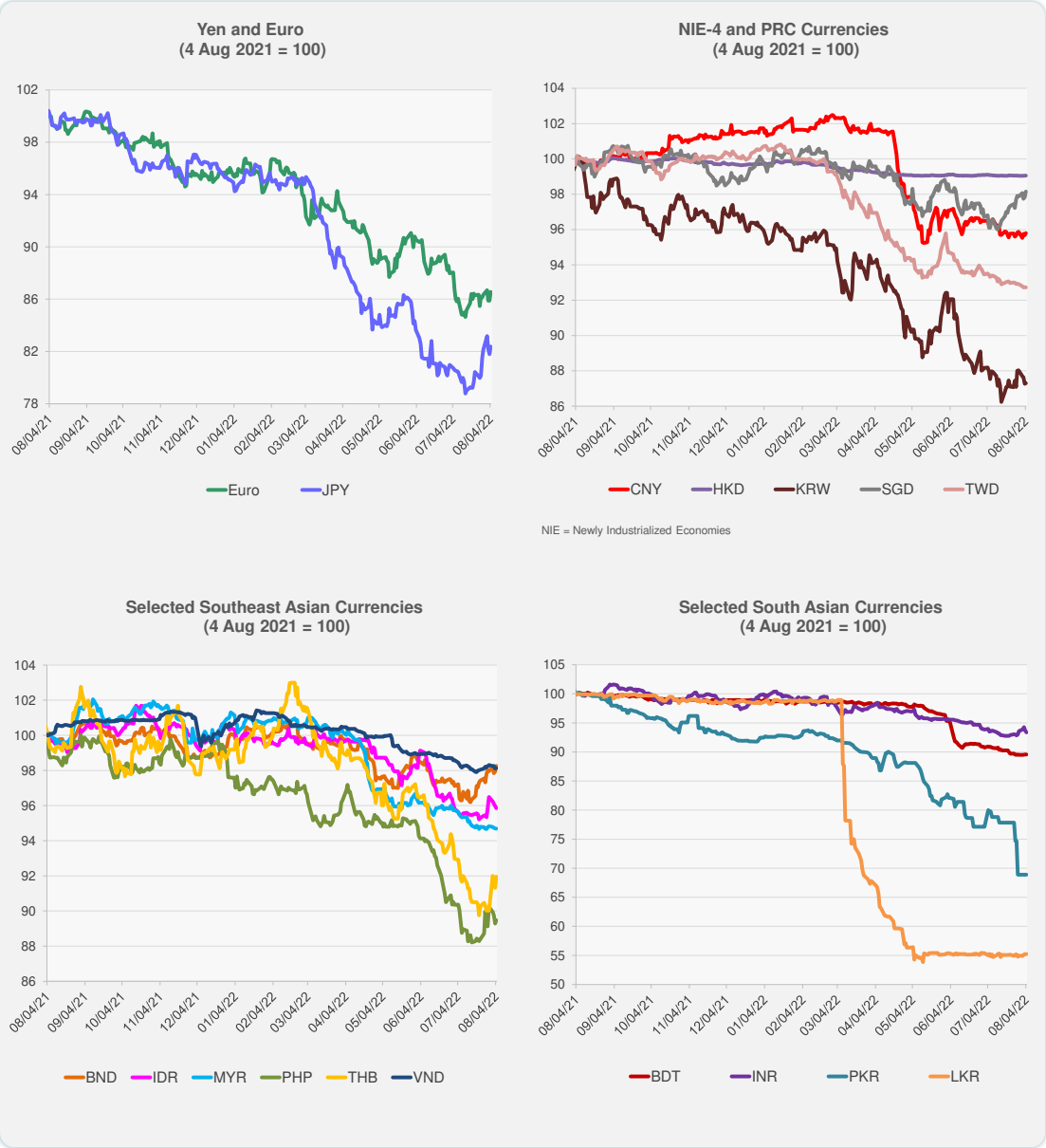


Note: Negative/Decreasing values indicate depreciation of local currency, and positive/increasing values indicate appreciation.
Source: Bloomberg.

ASIA REGIONAL INTEGRATION CENTER
Regional Cooperation and Integration Division (ERCI)
Economic Research and Regional Cooperation Department (ERCD)

INTERNAL. This information is accessible to ADB Management and staff. It may be shared outside ADB with appropriate permission.

Daily Market Watch

# CURRENCIES

5 August 2022, 8:30 AM Manila

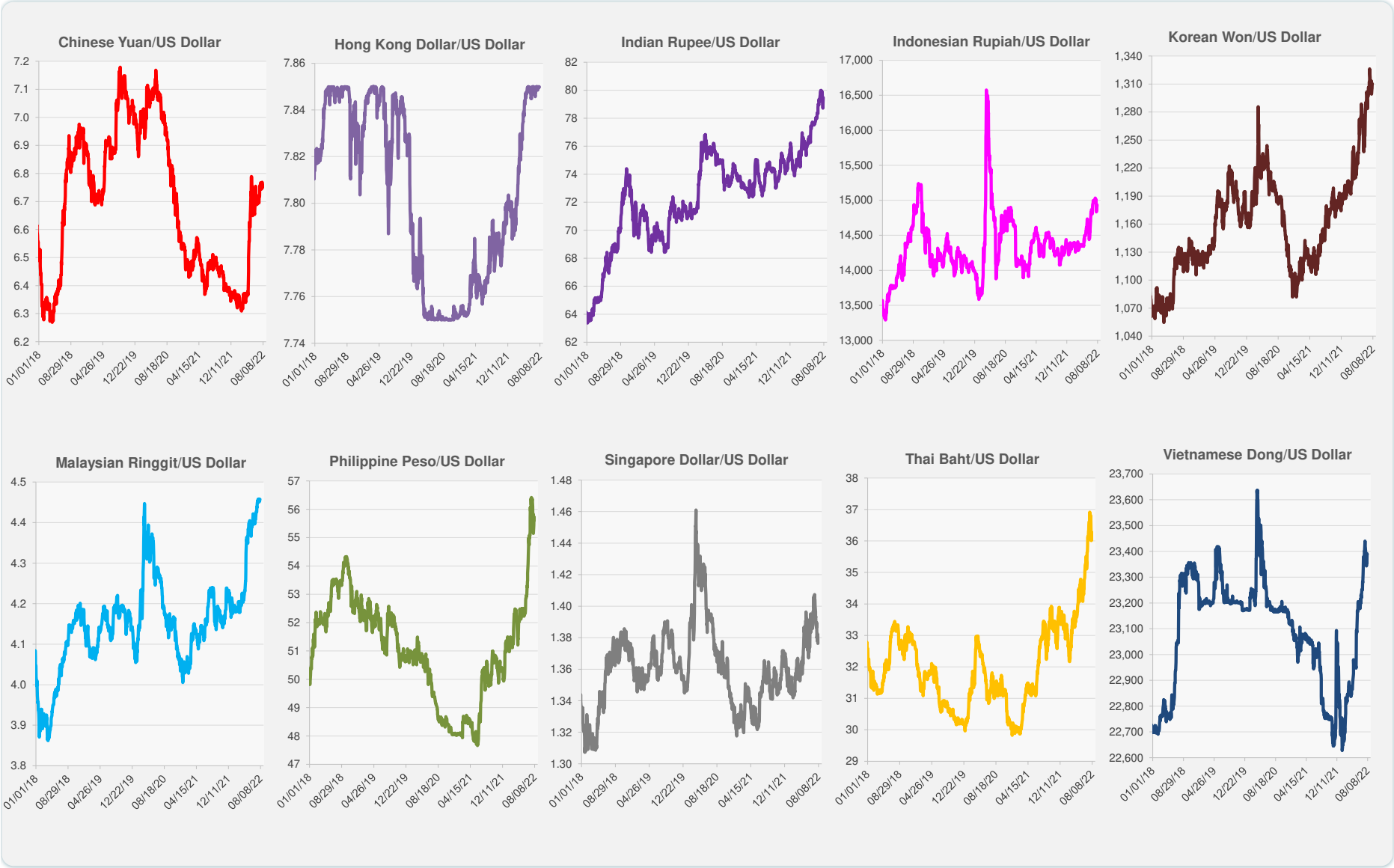


Source: Bloomberg.


ASIA REGIONAL INTEGRATION CENTER
Regional Cooperation and Integration Division (ERCI)
Economic Research and Regional Cooperation Department (ERCD)



INTERNAL. This information is accessible to ADB Management and staff. It may be shared outside ADB with appropriate permission.

# STOCK INDEXES



| | Latest Closing | % change from Previous Day | % change from 03-Jan-22 |
|---|---|---|---|
| US Dow Jones Ind Avg | 32,726.82 | -0.26 | -10.55 |
| US NASDAQ | 12,720.58 | 0.41 | -19.66 |
| US S&P 500 | 4,151.94 | -0.08 | -13.44 |
| UK FTSE 100 | 7,448.06 | 0.03 | 0.86 |
| EURO STOXX 50 | 3,754.60 | 0.59 | -13.33 |
| Japan NIKKEI 225 | 27,932.20 | 0.69 | -2.99 |
| Bangladesh DSEX | 6,312.25 | 0.19 | -8.28 |
| PRC Shanghai Comp. | 3,189.04 | 0.80 | -12.38 |
| Hong Kong, China HSI | 20,174.04 | 2.06 | -13.32 |
| India BSE Sensex | 58,298.80 | -0.09 | -1.49 |
| Indonesia JCI | 7,057.35 | 0.15 | 5.88 |
| Korea, Rep. of KOSPI | 2,473.11 | 0.47 | -17.25 |
| Malaysia KLCI | 1,507.71 | 1.15 | -2.67 |
| Pakistan KSE 100 | 41,425.37 | 0.87 | -7.71 |
| Philippines PSEi | 6,483.11 | 0.82 | -7.93 |
| Singapore STI | 3,269.86 | 0.55 | 4.33 |
| Sri Lanka CSEALL | 8,229.14 | 1.84 | -34.82 |
| Taipei,China TWSE | 14,702.20 | -0.51 | -19.53 |
| Thailand SET | 1,598.75 | 0.25 | -3.55 |
| Viet Nam VNINDEX | 1,254.15 | 0.35 | -16.29 |

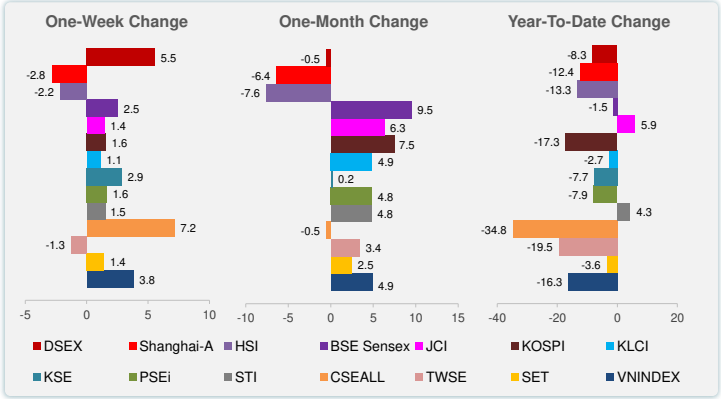


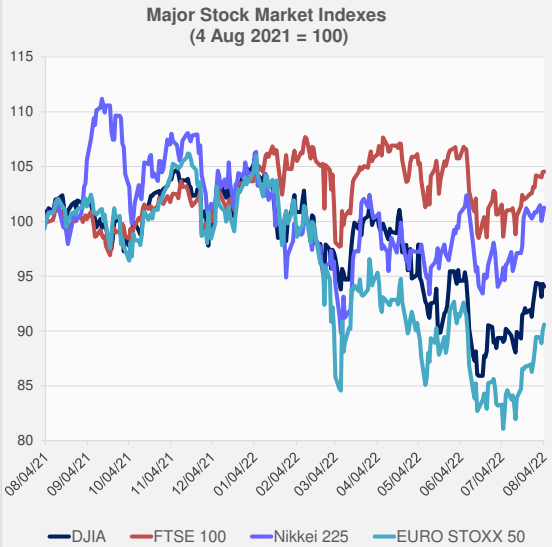


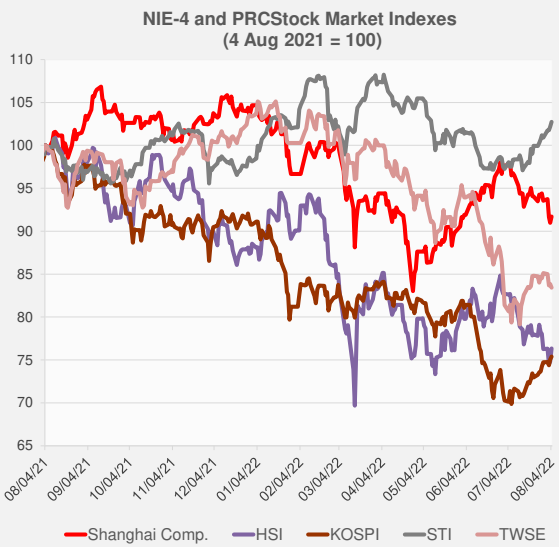


NIE = Newly Industrialized Economies

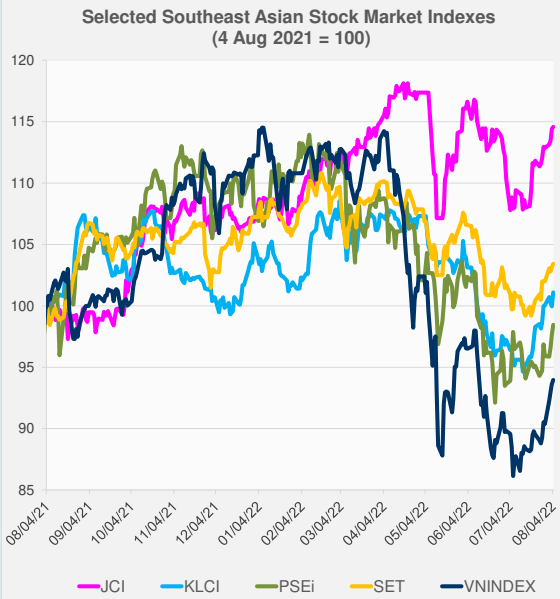


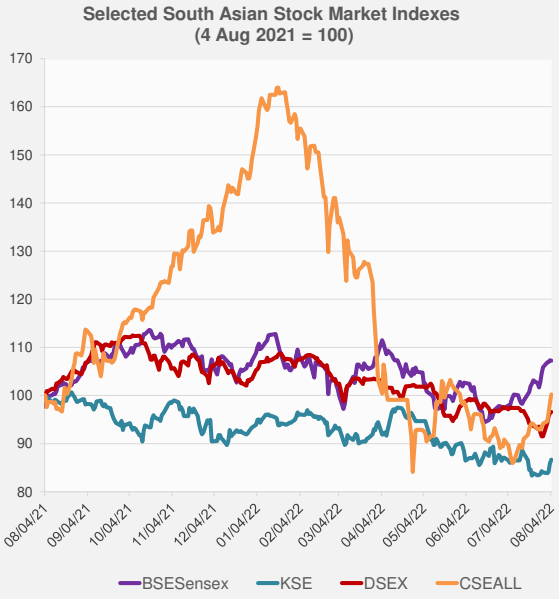


Source: Bloomberg.

ASIA REGIONAL INTEGRATION CENTER
Regional Cooperation and Integration Division (ERCI)
Economic Research and Regional Cooperation Department (ERCD)

INTERNAL. This information is accessible to ADB Management and staff. It may be shared outside ADB with appropriate permission.

# STOCK INDEXES

5 August 2022, 8:30 AM Manila

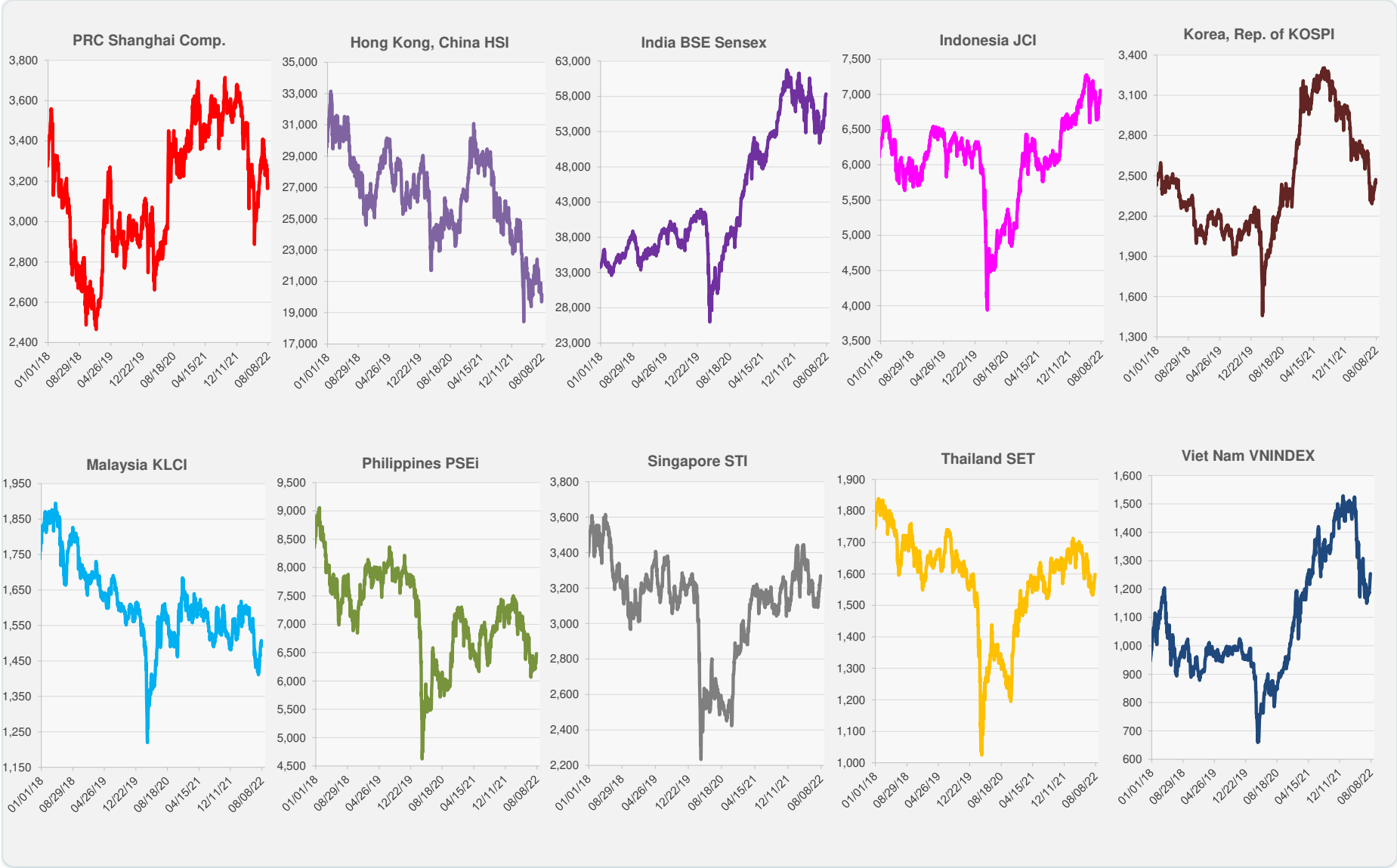


Source: Bloomberg.

ASIA REGIONAL INTEGRATION CENTER
Regional Cooperation and Integration Division (ERCI)
Economic Research and Regional Cooperation Department (ERCD)

INTERNAL. This information is accessible to ADB Management and staff. It may be shared outside ADB with appropriate permission.

Daily Market Watch

# COMMODITY PRICES

5 August 2022, 8:30 AM Manila

| | Unit | Latest Closing | % change from Previous Day | % change from 03-Jan-22 |
|---|---|---|---|---|
| S&P All Commodities | US$ | 649.47 | -1.12 | 15.06 |
| S&P All Metals | US$ | 270.32 | 1.34 | -10.26 |
| Aluminum | US$/metric ton | 2,408.26 | 1.19 | -14.17 |
| Copper | US$/metric ton | 7,720.20 | 0.63 | -20.74 |
| Cotton | US cents/lb | 109.12 | -0.22 | -3.42 |
| Brent Crude Oil | US$/barrel | 95.66 | -3.71 | 22.02 |
| WTI Crude Oil | US$/barrel | 88.54 | -2.34 | 16.38 |
| Gold | US$/troy oz | 1,791.28 | 1.47 | -0.56 |
| Palm Oil | US$/metric tonne | 899.98 | -0.01 | -28.17 |
| Rice[1] | US$/metric ton | 435.00 | 0.00 | 5.58 |
| Rubber[2] | US$/kg | 170.00 | 0.29 | -13.49 |
| Sugar | US cents/lb | 17.64 | 0.00 | -4.80 |

[1] Latest closing price from 3 August 2022.
[2] Singapore Exchange, Ribbed Smoked Sheet Rubber.

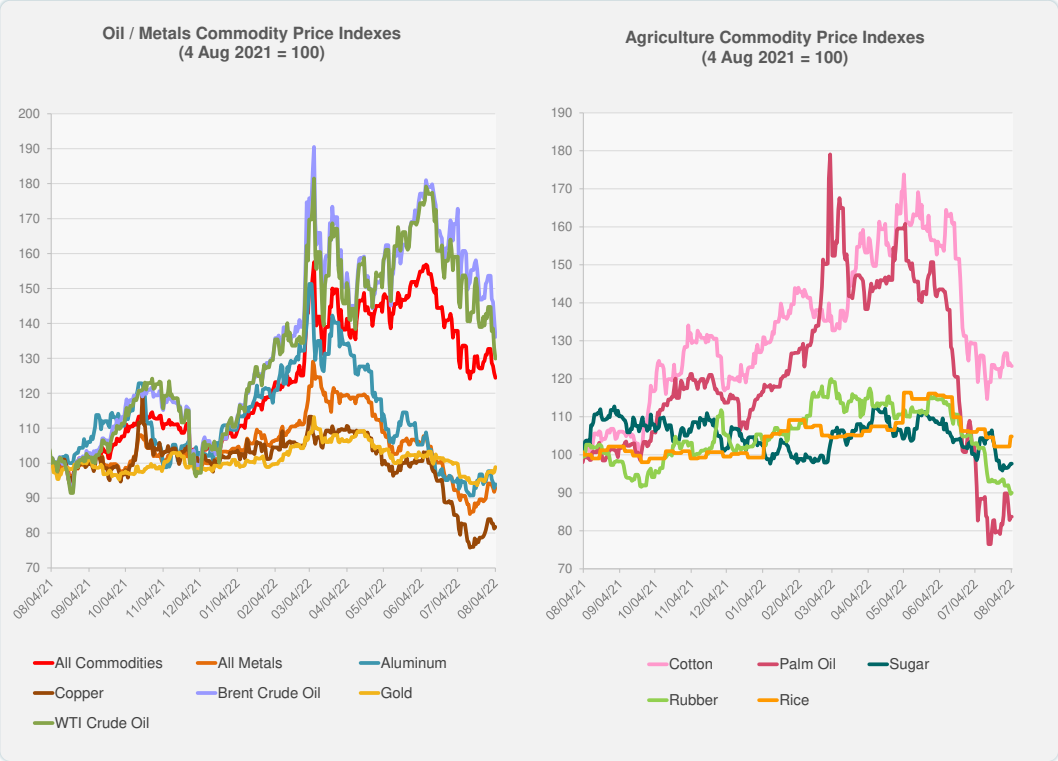


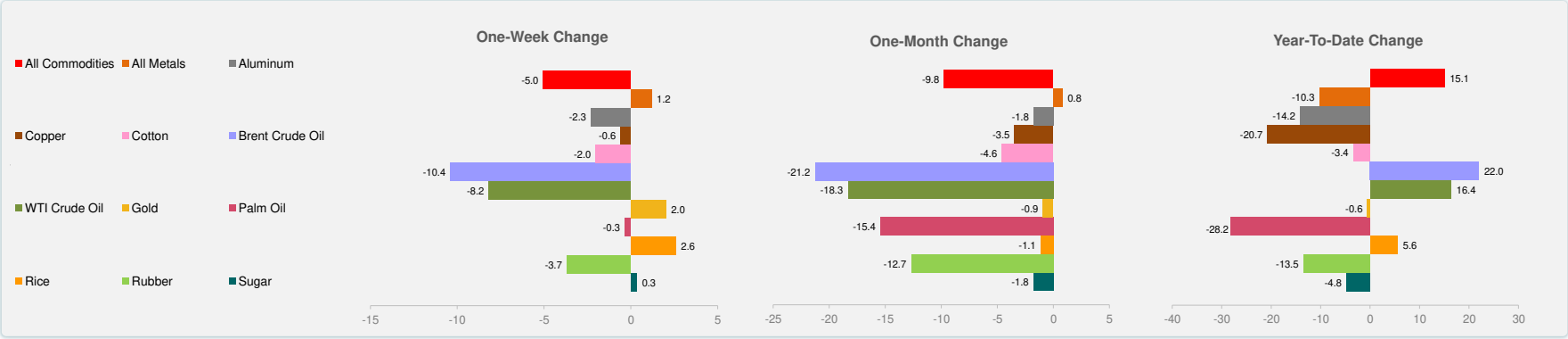


Source: Bloomberg.


ASIA REGIONAL INTEGRATION CENTER
Regional Cooperation and Integration Division (ERCI)
Economic Research and Regional Cooperation Department (ERCD)



INTERNAL. This information is accessible to ADB Management and staff. It may be shared outside ADB with appropriate permission.

## 5–YEAR LOCAL CURRENCY GOVERNMENT BOND YIELDS (%)

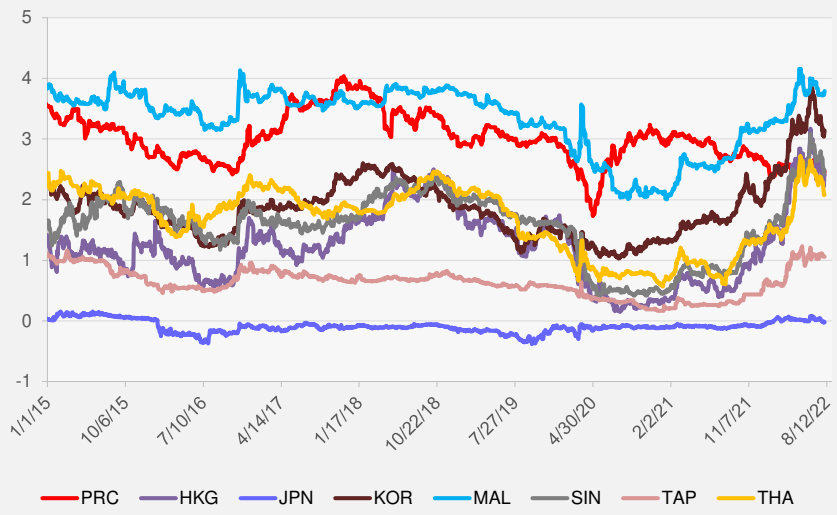


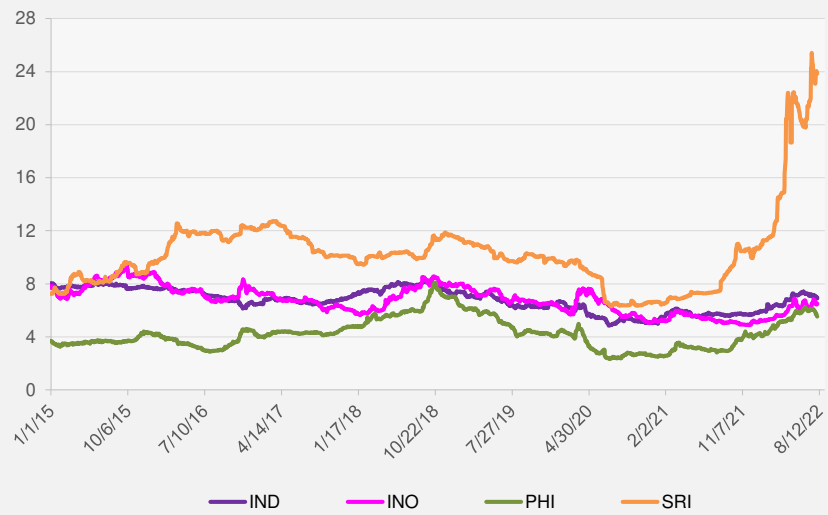


## 5–YEAR CREDIT DEFAULT SWAP[1]

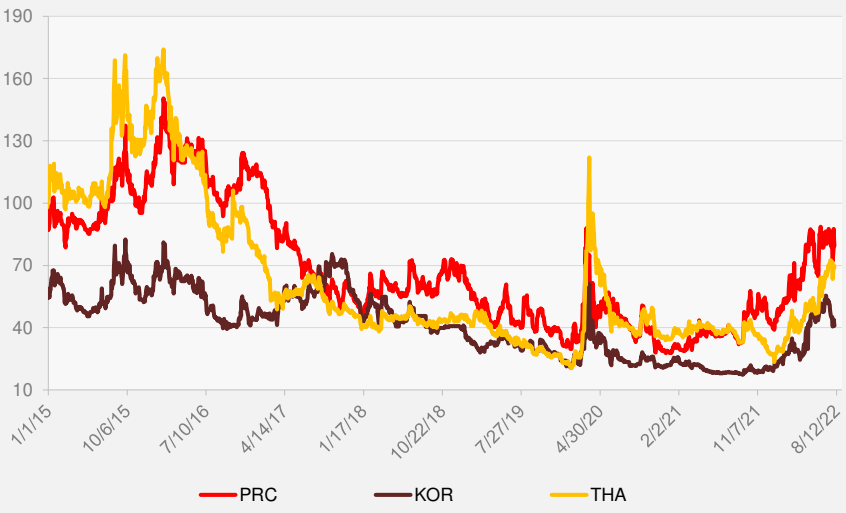


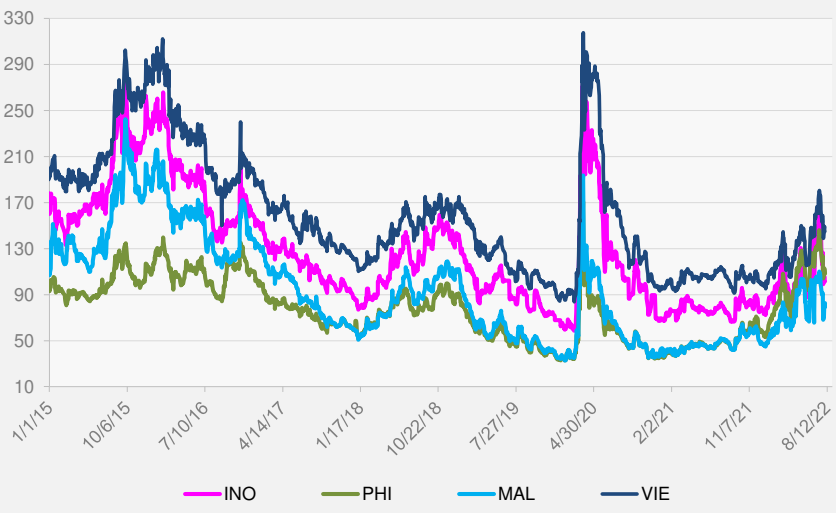


[1] In USD and based on sovereign bonds.
Source: Bloomberg.



INTERNAL. This information is accessible to ADB Management and staff. It may be shared outside ADB with appropriate permission.